

特性

1. 600A ;
Intermittent 600A load.
2. ;
It has one set of normally open contacts.
3. 12W;
4. 100M (1000VDC) 3.5kV;
5. IP :IP50;
IP protection level: IP50.
6. IEC 60664-1 GB/T14048.1 GB/T14048.4 ;
7. RoHS 2015/863/EU REACH 1907/2006/EC ;
8. CE RoHS

性能参数 (at23°C)

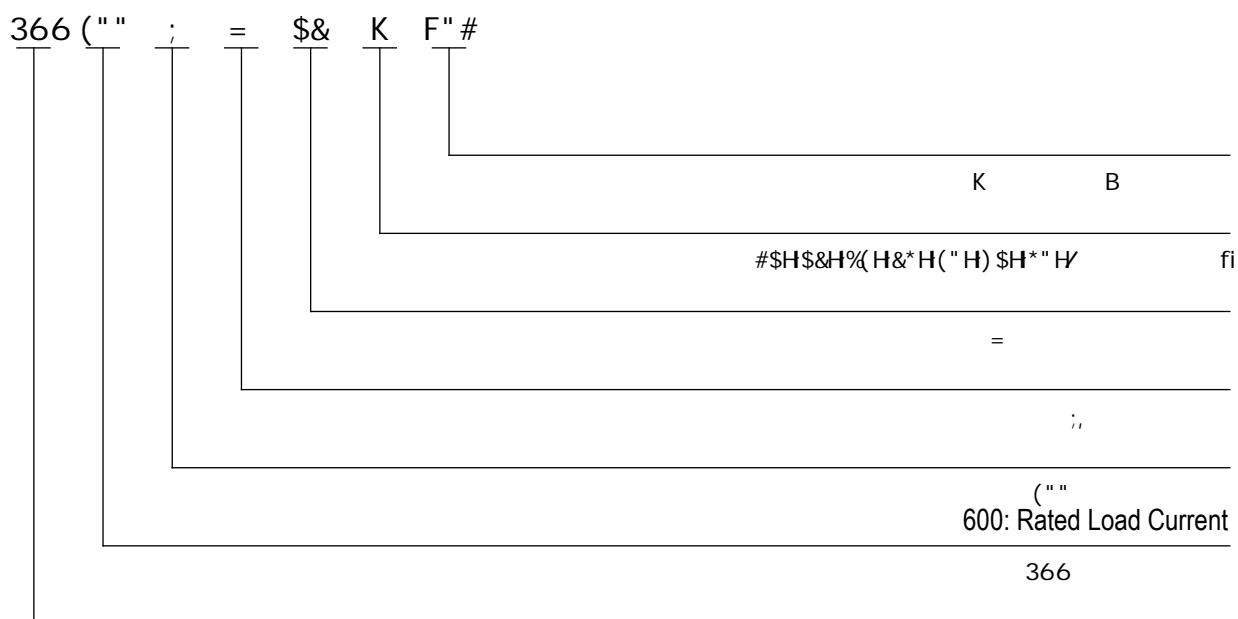
(at23°C)

Contact Arrangement	1K (1NO)		
Contact Resistance	5m		
	80mV (at 400A)		
Overload Current	6Ie, 1s		50ms
Temperature	-40 ~55		45ms
Load Terminal	M10		50Hz/60Hz 1500VAC/1min
	3.5g,10~200Hz,1/2		50Hz/60Hz 1500VAC/1min
Relative Humidity	5 ~95 RH		100M 1min
	104x64.5x68.5mm		50M 1min
	Intermittent		
()	20000 (24V/300A)		50g
	10-12N.m		
/	/		

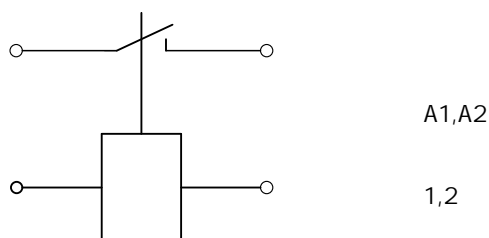
ADD600I线圈参数

			Coil Resistance	Coil Power Consumption
12V	70% U _s	5% -40% U _s	14.4 ± 10%	10W± 10%
24V	70% U _s	5% -40% U _s	57.6 ± 10%	10W± 10%
36V	70% U _s	5% -40% U _s	129.6 ± 10%	10W± 10%
48V	70% U _s	5% -40% U _s	210 ± 10%	10W± 10%
60V	70% U _s	5% -40% U _s	360 ± 10%	10W± 10%
72V	70% U _s	5% -40% U _s	518.4 ± 10%	10W± 10%

型号说明



接线原理图



ADD600I 接线图
ADD600I Wiring Diagram

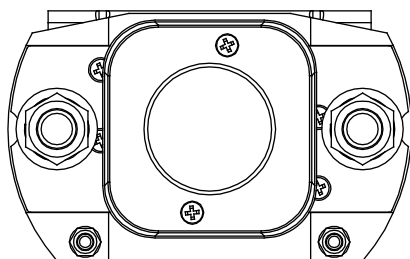
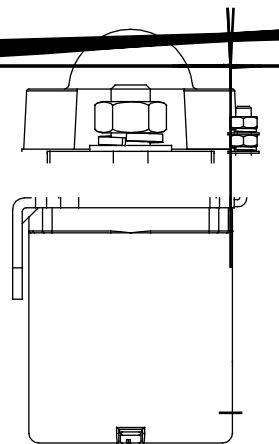
外形安装尺寸图

2-M10

10-12N.m

2-M4

1.2-2N.m 2.0N.m Max



2-M10

10-12N.m

2-M4

1.2-2N.m 2.0N.m Max

1.

the samples provided by AOKAI and the corresponding signed and controlled specification.

2.

to obtain more technical support.

3.

4.

5.

with thermal radiation. It is recommended to use it with a cooling fan.

6. 30cm

7.

8.

9.

10.

tion device.

11.

12.

It is strictly prohibited to wiring when power on.