


### Features

1. 100A ;  
Continuous 100A load.
2. ;  
It has one set of normally open contacts.

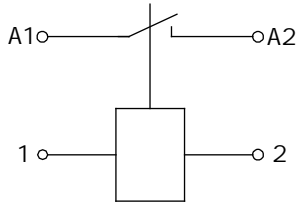
### Performance Parameters at23

Contact Arrangement	1K (1NO)	
	0.5m	
	80mV (at 100A)	
	7le, 1s	30ms
	-40 ~85	30ms
	M6	50Hz/60Hz 1500VAC/1min
	3.5g,10~200Hz,1/2	50Hz/60Hz 1500VAC/1min
	5 ~95 RH	100M 1min
	70x42x73mm	50M 1min
	20000	5g
	6-8N.m	
/	/	

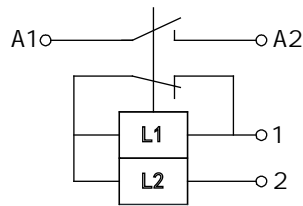


AZJ 100 S K 24 P FS T01

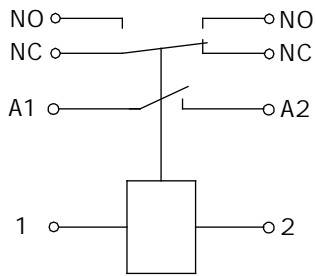
## Wiring Diagram



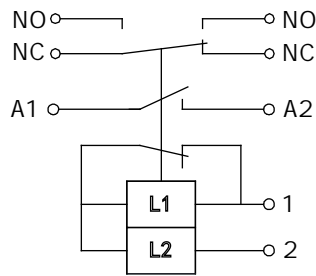
AZJ100S( )  
AZJ100S Wiring Diagram  
Without Auxiliary Switch



AZJ100D( )  
AZJ100D Wiring Diagram  
Without Auxiliary Switch



AZJ100S( )  
AZJ100S Wiring Diagram  
with Auxiliary Switch



AZJ100D( )  
AZJ100D Wiring Diagram  
with Auxiliary Switch

NC  
NC Auxiliary Switch Normally  
Closed Contact

NO  
NO Auxiliary Switch Normally  
Open Contact

A1,A2  
A1, A2 Main Terminal Wiring

1,2                    12-72V  
1, 2 Coil Wiring 12-72V

## Outline Installation Dimension Drawing

1

5

2

3

2-M4

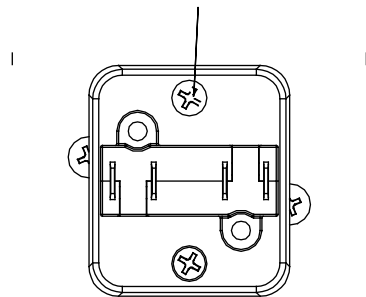
1.2-2N.m 2.0N.m Max

2-M6

6-8N.m 10N.m Max

# Outline Installation Dimension Drawing

With Auxiliary Switch



2-M4

1.2-2N.m 2.0N.m Max

2-M6

6-8N.m 10N.m Max

## Usage Cautions

1.

the samples provided by AOKAI and the corresponding signed and controlled specification.

2.

to obtain more technical support.

3.

4.

5.

with thermal radiation. It is recommended to use it with a cooling fan.

6.

30cm

7.

8.

9.

10.

tion device.

11.

12.

It is strictly prohibited to wiring when power on.