



# ADE 100

Coil Voltage	Pickup Voltage VDC	Dropout Voltage VDC	Coil Resistance	Coil Power Consumption
12V	75% U <sub>s</sub>	8% U <sub>s</sub>	32 ± 10%	4.5W ± 10%
24V	75% U <sub>s</sub>	8% U <sub>s</sub>	127 ± 10%	4.5W ± 10%
48V	75% U <sub>s</sub>	8% U <sub>s</sub>	512 ± 10%	4.5W ± 10%
60V	75% U <sub>s</sub>	8% U <sub>s</sub>	800 ± 10%	4.5W ± 10%
72V	75% U <sub>s</sub>	8% U <sub>s</sub>	1152 ± 10%	4.5W ± 10%

ADE 100 S K 12 L H CH T01

客户特殊要求  
Customer Special Requirements

CH: 内螺纹(孔)式, CM: 母排连接(默认不注)  
CH: Internal Thread, CM: Busbar(Not Marked by Default)

H: 有极性(默认不注)  
H: Polarity (Not Marked by Default)

L: 底部安装(默认不注)  
L: Bottom Mounting (Not Marked by Default)

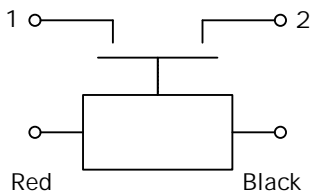
12V, 24V, 48V, 60V, 72V (不适用时跳过)  
12V, 24V, 48V, 60V, 72V (Ignore if Not Applicable)

K: 一组常开(默认不注)  
K: 1NO (Not Marked by Default)

S: 长时型单线圈  
S: Continuous Duty Single Coil

100: 额定负载电流  
100: Rated Load Current

ADE: 产品系列代码  
ADE: Product Series Code

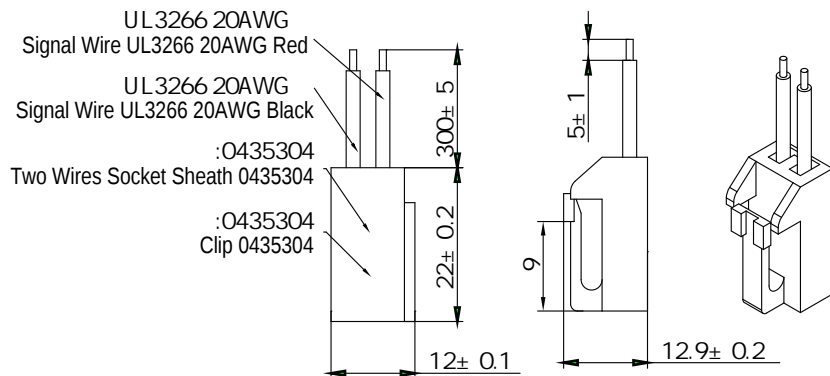


Wiring Diagram

- 1  
1 Main Terminal Connected to Positive Pole
- 2  
2 Main Terminal Connected to Negative Pole
- 12-72V  
Coil Terminals 12-72V

C:  
C: Connector

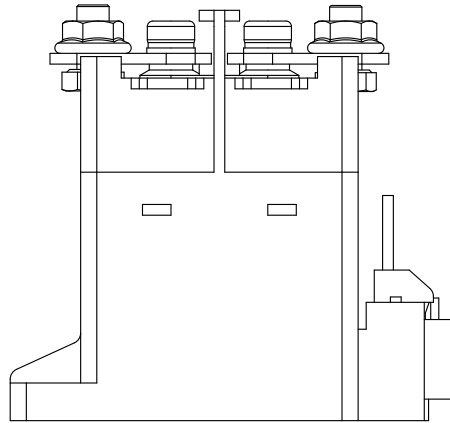
:0435308 7283-1020  
Tianhai: 0435308 or YAZAKI: 7283-1020



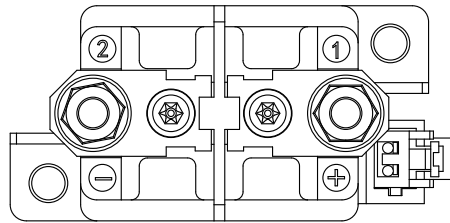
" 1+" " + " 2-" " -"

Note: The product main contact "1+" which is marked near the bolt is connected to the load "+" terminal, and "2-" is connected to the load "-" terminal.

M6 Bolts



c



1.

This document is only for customer selection reference, AOKAI has tried the best to ensure the accuracy of the information in this document. Product specifications and parameters may be changed due to product improvement etc., they may be inconsistent because of not updated in time. For the specific parameters and performance of each product, please refer to the samples provided by AOKAI and the corresponding signed and controlled specification.

2.

Regarding the application of this product, please select the matching product according to your specific use conditions and environmental requirements when selecting the product. If the requirements are not clearly specified, please contact AOKAI to obtain more technical support.

3.

When installing and using this product, regardless of wiring or fixed installation, it is required to use anti-loose spring washers.

4.

The torque for installing fasteners should be within the standard range required by this specification. It may cause the unstable installation or damaging the product if the torque is lower than the minimum torque or higher than the maximum torque.

5.

Do not install the contactor in places with strong magnetic fields (such as transformers or strong magnets), or close to objects with thermal radiation. It is recommended to use it with a cooling fan.

6.

30cm

It is forbidden to use the product that have been dropped from a high place (height  $\geq$  30cm).

7.

It is forbidden to use the product in an environment with oil pollution, especially before wiring, it will seriously affect the main terminals conductivity if they are polluted by oil pollution, and affect the product life.

8.

It is forbidden to use the product beyond the rated electrical life. When the rated electrical life is reached, although the product can continue to work, there is a risk of failure, explosion, and burning because of non-breaking.

9.

This product cannot be used as a protector, and the circuit must be connected with a protector in series when using.

10.

AOKAI only does the resistive electrical life verification and quality assurance. When the product is used in an environment with inductive load or capacitive load, it is recommended that the circuit should be connected in parallel with a surge protection device.

11.

After continuous work, restarting immediately after disconnection will affect the pull-in voltage because the product is in a hot state, and the pull-in voltage will increase, which is a reasonable phenomenon.

12.

It is strictly prohibited to wiring when power on.