



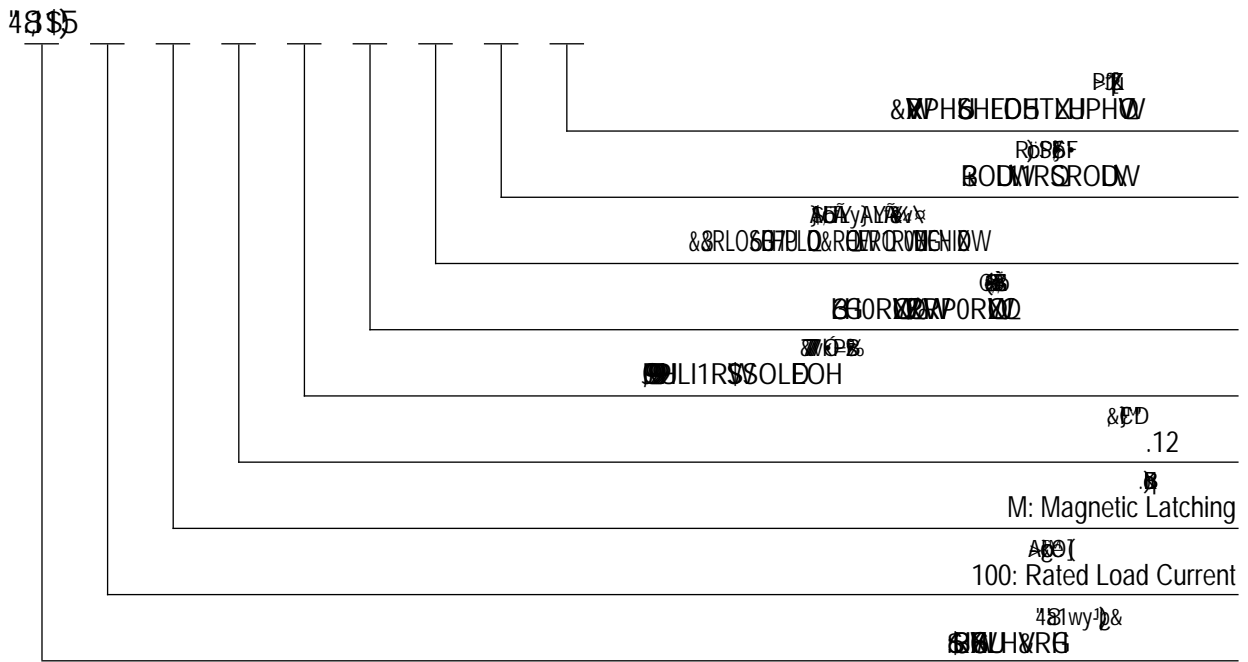
### Features

1. 100A ;  
Continuous 100A load.
2. ;  
It has two set of bistable contacts.

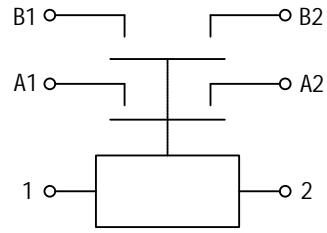
## ASW100M-2K Coil Parameter

Eqkn"J qnvcig	Rkemwr"J qnvcig"J 8 E	8 tqrw"J qnvcig"J 8 E	Holding Current	Coil Power Consumption
12V	20% -80% Us	20% -80% Us	2A	15 30W
24V	20% -80% Us	20% -80% Us	1A	15 30W
36V	20% -80% Us	20% -80% Us	0.75A	15 30W
48V	20% -80% Us	20% -80% Us	0.7A	15 30W
60V	20% -80% Us	20% -80% Us	0.5A	15 30W
72V	20% -80% Us	20% -80% Us	0.4A	15 30W

## Model Coding



# LYA75 Wiring Diagram




**LYA6**  
Wiring Diagram

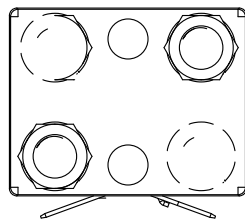
A1,A2  
A1&A2 Main Terminals

B1,B2  
D3(D4" Ockp" Vgtokpcnu

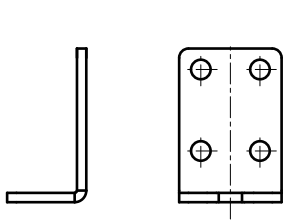
1,2                    12-72V  
3(4" Eqkn" Vgtokpcnu" 34/94J


## Outline Installation Dimension Drawing

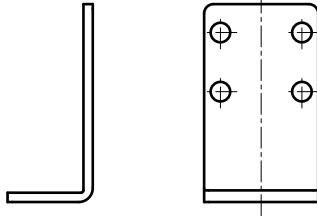
 OESy  
ASW100-2K (Without Bracket)




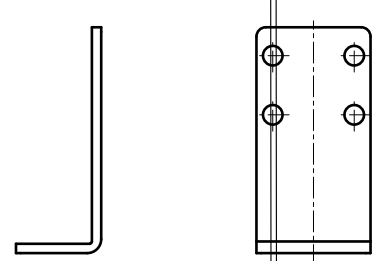
# Outline Installation Dimension Drawing




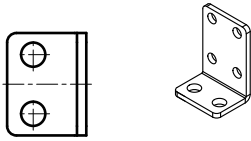
 L (Horizontal) Mounting Bracket



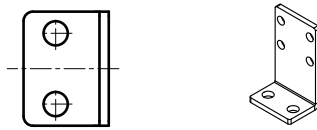
 L (Vertical) Mounting Bracket 1



 L (Vertical) Mounting Bracket 2



Side Cambered Mounting Bracket



K  
W Mounting Bracket

1.

V\ ku"fqewogpv"ku"qpnm "hqt"ewuvqogt"ugngevkqp"tghgtgpeg."CC MCK"\ cu"vtkgf"v\ g"dguv"vq"gpuwtg  
kp"v\ ku"fqewogpvO"Rtqfwev"urgekhecvkqpu"cpf"rctcogvgtu"ocm "dg"e\ cpigf"fwg"vq"rtqfwev"kortqxo  
kpeqpukuvgpv"dgecwug"qh"pqv"wrfcvgf"kp"vkogO"Hqt"v\ g"urkehke"rctcogvgtu"cpf"rgthqtocepeg"qh"ge  
v\ g"ucorngu"rtqkkgf"dm"CC MCK"cpf"v\ g"eqttgurqpfkpi"ukipgf"cpf"eqvtqnnngf"urgekhecvkqpo

2.